

No. EDN/GDC/SLN/ -2024-25-696  
Office of the Principal Govt. College Salooni  
Distt Chamba. Himachal Pradesh  
Date Salooni 18 October 2024

To

Dr. Shiv Dyal Sharma  
Chairperson Self Assessment Report  
Zonal Committee Chamba-cum-Principal  
Govt. Degree College Lylhkothe  
Distt. Chamba HP

Subject: - Regarding internal ranking of Govt. Degree College Salooni

Sir,

In compliance to letter No. EDN-H(8)A(1)Misc-Ranking of Colleges dated-20/08/2024 received from the Director of Higher Education Himachal Pradesh Shimla on the subject cited above, internal ranking of Govt. Degree College Salooni Self Assessment Report submitted and enclosed herewith for your information and further necessary action please.

To

Thanking you.

M. J. Dyal Sharma  
Principal  
GDC Salooni  
Distt. Chamba  
DDO Code 213

Subject:-

Encls:- 1(One)

No. EDN-GDC-SLN/2024-25- 520

Office of the Principal

Government College Salooni Distt Chamba (HP)

gdcshalooni123@gmail.com

Dated Salooni-176320 the, 20<sup>th</sup> August 2024

Sh. Harinder  
Mishra  
16/10/24

Office Order

The following committee is hereby constituted to prepare institutional Self Assessment Report (SAR) of the college:

1. Dr. Mohinder Kumar Slariya, Chairman
2. Smt. Pinki Devi, Member
3. Sh. Dinesh Kumar, Member
4. Dr. Saurabh Mishra, Member

All above mentioned members are requested to note and do the needful as per the directions of higher authorities.


Mishra  
20.8.24

Principal

Govt. Degree College Salooni.

Distt. Chamba HP





**Govt. Degree College Salooni, District Chamba, H.P.**

**Self - Assessment Report**

**1. Teaching Learning (Score 140)**

Sr. No.	Activity	Distribution of Scores	Total Score	Marks claimed by the institution	Remarks (if any)
1.	<b>Mode of teaching</b>	i. Lecture method only = 6 ii. Technology based teaching only = 6 iii. Blended teaching = 12 iv. Flipped Classroom = 8 v. As per need of different groups of students = 5	25	17	Blended Teaching and lectures as per need of different group of students are delivered.
2.	<b>Curriculum Planning and Implementation:</b>				
	i. Teaching schedule = 10	i. Followed 100% = 10	45	10	i. Teaching schedule and time table is strictly adhered by all departments
	ii. Whether learning outcomes defined = 5	ii. 100% = 5		5	i. Yes
	iii. Curriculum enrichment practices (e.g. projects, surveys, educational tours and industry visits) = 16	iii. 4.0x No. of enrichment practices observed = 16		8	ii. Department of History organized an educational trip for the students of final year to the Bhuri Singh Museum Chamba and historical Laxmi Narayan temple of Chamba as a curriculum enrichment practice. Department of History showed historical movies 'The Legend of Bhagat Singh' and 'Gandhi' to the second year students as a curriculum enrichment practice.



	<b>Facilities</b> No. of Interactive Panels/Virtual Classrooms Multimedia Projectors/K-Yan ii. % of teachers using ICT facilities iii. No. of students benefitted from ICT Facilities iv.. Internet Connections (Leased Line/Fibre/Wi-Fi) v. Use of ICT Facilities	i. 5 or more = 5; 4 = 4; 3 = 3; 2 = 2; 1 = 1 ii. >50% = 5; <50% = 0 iii.>50% = 5; <50% = 0 iv. Yes = 5 v. 100% = 5 75% = 4 50% = 5 25% = 3 <25% = 0	25	i. 4 ii. 5 iii. 5 iv. 5 v. 5  <b>Total= 24</b>	
4	<b>Facilities for Specially abled Students</b> i. Ramps/Wheelchairs/Support railing ii. Separate Washrooms	Yes = 2 Yes = 2	4	i. 0 ii. 2  <b>Total 2</b>	
5	<b>Sports Facilities</b> i. Number of Games/Sports Activities Conducted ii. Indoor Sports Facilities iii. Adequate Sports Equipment iv. Gymnasium (Operational)	More than 5 = 8, Less than 5 = 4 Yes = 4 Yes = 4 Yes = 4	20	i. 8 ii. 4 iii. 4 iv. 0  <b>Total 16</b>	i. More than 5 events such as Kabaddi, Shotput, Javelin throw, Sprint, Long Jump, high jump were organized in Annual Athletic Meet ii. Indoor sports facilities such as table tennis, chess are available. iii. Yes iv. No
6	<b>Auditorium/Hostels/Seminar Hall/Staff Quarters</b> i. Auditorium ii. Hostels iii. Staff Quarters iv. Seminar Hall	Yes = 4 2 points for each hostel (Max = 4) Yes = 4 Yes = 4	16	i. 0 ii. 0 iii. 0 iv. 4  <b>Total 4</b>	
7	<b>Laboratories</b> i. Laboratories with Adequate Equipment ii. Usage of Available Lab Infrastructure	Yes = 10 100% = 10, 75% = 6, 50% = 5, 25% = 3, <25% = 0	20	0	



ii. No. of Students in University Merit	iii. HPU/SPU merit list: 1st-3rd position = 8, 4th-10th position = 6	iii. 0	
---	--	--------	--

## 2. Student Support, Services and Progression (Score 280):

1	<b>Pre and Post Admission Counselling:</b> i. Admission schedule, courses available, student intake, eligibility conditions communicated through various media ii. Pre-admission counselling iii. Student oriented about: Institutions, Students facilities, Library, Introductory session with faculty and staff, Academic calendar, requirements of credits per course and CCA and other requirements post-admission	i. Publicity through any 3 means = 5, Publicity through any 2 means = 3, Publicity through any 1 means = 2	25	i. 5	Publicity through print media, electronic media and social media has been done.
		Yes = 10, No = 0		ii. 10	Pre -admission counseling session was organized
		iii. Post-admission counselling/Induction = 10		iv. 10	Post -admission counseling session was organized
2	<b>Scholarships:</b> i. Awareness about different Scholarship Schemes and 100% coverage of all eligible students ii. Scholarships other than Government Schemes	i. =5 ii. =5	10	i. 5	88 students were benefitted in 2023-24 through centrally and state sponsored scholarship schemes.
				ii. 5	2 students were benefitted from Student Aid Cell.
				Total: 10	
3	<b>Sports and Cultural Activities:</b> i. % of students participating in sports activities	i. >20% = 10, 16-20% = 6, 11-15% = 2	32	i. 10	More than 20% participated in Annual Athletic Meet 2023-24.
	ii. % of students participating in cultural activities	ii. >20% = 10, 16-20% = 6, 11-15% = 2		ii. 10	More than 20% students participated in various cultural events throughout the year.
	iii. Medal/Trophy won in Sports/Cultural activities: a. National/Inter-University, b. State/Inter College, c. District level (also includes cluster level)	iii.a. = 12, b. = 10, c. = 6		iii. 0	
				Total: 20	



	<b>Students Participating in NSS/NCC/Rangers &amp; Rovers/Clubs:</b>	i. NSS = 4 ii. NCC = 4 iii. Rangers & Rovers = 4 iv. Road Safety = 4 v. Red Ribbon/Eco/Youth Red Cross/any other club/society = 4	20	20	NCC, NSS, Rangers and Rovers, Road Safety and Red Ribbon Club are operational and active in the institution.
5.	<b>NSS/NCC/Rangers &amp; Rovers participating in:</b> i. National camps/ RD Parade = 10 ii. State camps/Parade = 7 iii. Award won in these activities a) National b) State c) Cluster Level	i. 10 ii. 7 (either or ii)  a) National = 8 b) State = 5 c) Cluster level = 3	18	0	
6.	<b>Anti-Drug Awareness Programmes:</b> i. No. of awareness programmes organized ii. % of students benefitted iii. Counselling of suspected addicts	i. 4 and above = 4; 3 = 3; 2 = 2; 1 = 1 ii. More than 50% = 4 iii. 2	10	i. 4 ii. 4 iii. 2  <b>Total 10</b>	
7.	<b>Gender Equity:</b> i. No. of health/sensitization programmes organised ii. % of students benefitted iii. Women anti-sexual harassment committee constituted as per norms iv. Grievances Redressal as per timeline	i. 3 and above = 3; 2 = 2; 1 = 1 ii. More than 20% = 3; 11-20 = 2 iii. Yes = 2 iv. Yes = 2	10	i. 3 ii. 3 iii. 2 iv. 2  <b>Total 10</b>	
8.	<b>Mentor-Mentee Groups:</b> Sessions conducted per group of students	4 and more sessions = 10; 3 = 8; 2 = 5; 1 = 3	10	0	
9.	<b>Coaching for National level competitive examinations/ HAS</b>	10	10	10	Saturday is designated for preparation of National Level competitive examinations wherein guidance is provided by faculty members to the students.
10.	<b>Remedial Classes/Bridge Courses:</b> % of students benefitted	i. More than 20% = 10 ii. 16-20 = 8 iii. 11-15 = 6 iv. 6-10 = 4	10	10	More than 20% of students were benefitted from remedial classes/bridge courses that were designed for those students who received less



					than 05 marks in mid-term examinations or those who took late admissions.
11.	<b>Capacity Building of Students:</b> i. Life Skills (Yoga, Martial Arts, Problem solving, Critical thinking, Decision making, Effective communication skills, coping with stress and emotions etc.) ii. Language-cum-Graduate attributes Development programmes	i. = 10 ii. = 10	20	20	Life skills such as yoga sessions, fire safety mockdrill, CPR awareness sessions have been organized throughout the year. English study Circle has been framed for providing language proficiency to the students.
12.	<b>Career Counselling &amp; Placement Cell:</b> i. No. of Career Counselling Sessions organized for each group of students ii. No. of Placement Drives iii. Self Employment Modules organised iv. Number of students Benefitted	i. More than 5 = 6; less than 5 = 4 ii. More than 2 = 4; less than 2 = 2 iii. Yes = 4; No = 0 iv. More than 50% = 6; less than 50% = 4	20	6 4 0 6 <b>Total 20</b>	
13.	<b>Student Progression</b> i. % of Students opted for Higher Education	i. >50% = 10; 30-50% = 8; 20-30% = 6; up to 20% = 4	30	4	



	No. of students who cleared National Level exams	ii. 5 x no. of students (Max 20 points)		20	More than 5 students have cleared UGC NET examinations so far
14.	<b>No. of Co-curricular and Sports Activities Organized</b> i. Inter-University Events (Zonal/National) ii. Inter-College events iii. Intra-College Events	Inter-University Events = 10 Inter-College events = 6 Intra-College Events = 3 each (Max. 9)	25	3	Annual Athletic Meet has been organized
15.	<b>Annual Prize Distribution Function Organized</b>	Yes = 10; No = 0	10	10	Annual Prize distribution has been organized
16.	<b>College Magazine Published</b>	Yes = 10; No = 0	10	10	Yes published
17.	<b>College website updated regularly or not</b>	Yes = 10; No = 0	10	10	Yes is updated regularly

### 3. Infrastructure & Resources (Score 160)

1	<b>Classrooms</b> Classroom: well maintained	Yes = 10; No = 0	10	10	
2	<b>Library Facilities</b> i. Whether adequate print books available	500 books per hundred students = 3; Less than 500 = 1	25	3	At present, around 1643 books are available for students
	ii. Whether daily newspapers (min. 5), magazines (min. 3), and journals (min. 3) available	Yes = 3; No = 0		3	5 daily newspapers, 3 magazines and 3 journals
	iii. Whether access to e-resources available	Yes = 3		3	
	iv. Seating Capacity in the Library	10% or more of the student strength=4		4	80 students can sit and study at a time and study in the library
	v. Usage of library resources	100%=7, 75%=5, 50%=3, 25%=1		7	
	vi. Digital Library having at least 5 computer systems with internet facility	Yes=5		5 Total=25	



	iv. Internal assessment mechanism (quizzes, class test, presentation, assignments, MTT etc.) (Max. 8)	iv. Followed by all the Departments = 8		8	Followed by all the Departments
	v. Prompt communication of assessment/results to students = 6	v. Within 7 Days = 6		6	Results of internal assessment is shared with the students within 7 days
				<b>Total= 37</b>	
3.	<b>Add-on Courses/Certificate Courses:</b> i. No. of courses (to be specified separately)  ii. % of students benefitted (% of students completed MOOCs / spoken Tutorial/NPTEL/Other courses offered by recognized organisations)	i. No. of courses > 5 and student benefitted > 50% = 10+10 ii. No. of courses > 3 and student benefitted 41-50% = 7.5 + 7.5 iii. No. of courses < 3 and student benefitted 31-40% = 5+5 iv. No. of courses < 3 and student benefitted up to 30% = 2.5 + 2.5	20	0	
4	<b>Student Feedback (taken from students with 80% attendance):</b>  i. Sample size  ii. Students satisfaction  iii. Action on feedback	i. >25% = 05, 20-25% = 4, 15-19% = 3, 10-14% = 2, <10% = 1  ii. 91-100% = 10, 81-90% = 8, 71-80% = 6, 61-70% = 4, Less than 61% = 0  iii. Considered and action taken on doable: 81-100% = 10, 61-80% = 8, 51-60% = 6, 41-50% = 4	25	5  10  10 <b>Total : 25</b>	On the basis of feedback received from students Girls Common Room, Canteen facility and sports equipments has been provided for holistic development of students.
5	<b>Examination Results:</b> i. % of Students Passed  ii. % of Students with A Grade and above	i. >81% = 9, 71-80% = 8, 61-70% = 7, 51-60% = 6, 41-50% = 4, 31-40% = 3, <30% = 0  ii. >20% = 8, 16-20% = 7, 11-15% = 6, 6-10% = 5, 1-5% = 4	25	i. 9  ii. 8	As per results of final year students of academic session 2021-22, 2022-23, 2023-24.



	Adequate numbers of computers Usage of computer hardware	i. One system per 30 students= 5, 31-40= 3, 41-50= 2, more than 50= 1 ii. 100% = 5, 75%= 4, 50%= 2, 25%=1, less than 25%=0	10	10	
9	Canteen, Staff Room/ Faculty Room, Space for NCC, NSS, Rangers & Rovers, Examination Room, Medical Care Facilities	2 point for each facility (Max 10)	10	10	Canteen, Staff Room/ Faculty Room, Space for NCC, NSS, Rangers & Rovers, Examination Room, Medical Care Facilities
10	Documentation of Academic, co-curricular and extra-curricular activities and achievements of students and staff on regular basis	Yes= 20 No= 0	20	20	

#### 4. Institutional Management

1.	<b>Institutional Vision:</b> i. Vision Document ii. Institutional Development Plan (IDP) iii. Plan of Action for above	6 points each	18	18	
2.	<b>IQAC:</b> i. No. of meeting per year ii. No. of programmes organized (Trainings, workshops, IPR etc.)	4 meetings = 6; 3 meetings = 4 2 per activity (Max 6)	12	12	
3.	<b>Management of Institutional Funds</b> i. Funds (BF, AF, PTA, etc.) used/spent for Institutional Development/Student Welfare ii. Periodic Audit iii. Settlement of Bills/Advances within a Specified Time	i. Utilized >90% of funds = 10; 71-90% = 8; 51-70% = 6; 31-50% = 4; <30% = 0 ii. Yes = 2 iii. Yes = 4	16	8	
4.	<b>Grievance Redressal of Students and Employees</b> i. Redressal within Week ii. Redressal within Month iii. No Redressal	i. 10 ii. 4 iii. Nil	10	10	
5.	<b>Green and Clean Campus.</b> i. Green Initiatives of Institution (At least 3) ii. Cleanliness in Washrooms, Buildings, Campus	i. 6 ii. Excellent= 10, Satisfactory= 6, Poor=0	16	i.6 ii. 10	Green initiatives such as plantation drive of Deodar trees is done as part of NCC, NSS, Rangers and Rovers activity.



6.	<b>Facilities for Students</b> i. Common Room for Girls ii. Adequate Toilets as per Students' Strength iii. Sanitary Napkin Vending Machine/Incinerator iv. CSCA Room with Proper Furniture v. Student Centre for Co-curricular Activities and Regular Usage vi. Regular Use of Playground	3 points for each facility	18	18	i. Common Room for Girls ii. Adequate Toilets as per Students' Strength iii. Sanitary Napkin Vending Machine/Incinerator iv. CSCA Room with Proper Furniture v. Student Centre for Co-curricular Activities and Regular Usage vi. Regular Use of Playground
7	<b>Regular Updation of Service Books/Service Records</b>	Yes = 3	3	3	
8	<b>Timely Submission of ACRs</b>	Yes = 3	3	3	
9	<b>Prompt Response to Official Correspondence</b>	Yes = 5	5	5	
10	<b>Proper Maintenance of Official Records</b>	Yes = 10	10	10	
11	<b>Proper Record of Students' Attendance and CCA</b>	Yes = 10	10	10	
12	<b>Whether Ranked by NIRF, Other Agencies</b>	Yes = 10	10	0	
13	<b>Whether Accredited by NAAC</b>	A and above (Level 4 or 5) = 20; B+ & B++ (Level 3) = 16; B (Level 2) = 12; Accredited (Level 1) = 10	20	0	
14	<b>Whether AQARs are being submitted as per timeline annually or not</b>	Yes = 12, No = 0	12	0	
15	<b>Recognition for Exemplary Contributions of the Staff and Students</b>	4 points each	8	8	Recognition for Exemplary Contributions of the Staff and Students was done during Annual Prize Distribution function
16	<b>Involvement of Stakeholders</b> i. PTA	PTA constituted as per norms = 1; PTA supportive = 1; Significant contribution of PTA = 10	20	1 1 10	
			<b>Total 12</b>		



	OSA				
		OSA framed as per norms = 1; Financial contribution or equivalent per 100 alumni of Rs. 25,000/- = 3; Non-financial contribution (career counselling, placement, etc.) = 4		1	
17	Feedback from Stakeholders other than Students and Action Taken	Yes = 4	4	0	
18	Annual Review Meeting on Students' Outcomes (academics, co-curricular, extracurricular, extension activities)	Yes = 25	25	25	

#### 5. Best Practices, Innovation and Institution Distinctiveness (Score 80)

1	Best Practices Description & Outcome of Best Practices (at least two)	10 points per best practice	20	20	
2	<b>Special Initiatives Taken For</b> i. Energy conservation/use of Solar Energy ii. Solid Waste Segregation/Management iii. Rainwater Harvesting and its Use for Gardening and Cleanliness iv. Plastic-free Campus v. Blood Donation Camps vi. Adoption of Village/Educational Institutions	4 points per initiative	24	i. 4 ii. 4 iii. 4 iv. 4 v. 0 vi. 0  <b>Total 16</b>	
3.	<b>Social Impact of Extension Activities:</b> (On the basis of Community Feedback)	Minimum three activities = 10 2 activities = 8 1 activity = 5	10	0	
4.	<b>Special New Innovative Initiatives or Ideas Adopted in the College</b> (Other than at Sr. No. 5.2 above):	4 points each initiative (max = 16)	16	16	
5.	<b>Collaborations:</b> - i. With Peer Educational / Research Institutions - ii. Other Government Bodies/Industry	5 points each (Max. 10 points)	10	10	



# Faculty Profile & Research Activities (Score 100)

No. of Teachers with Ph. D.:		More than 70% = 5 61-70% = 4 51-60% = 3 Less than 50% = 2	5	2	
2.	Teachers as Research Guides:	4 points per research guidance (max = 8)	8	0	
3.	No. of Orientation Programmes, Refresher Programmes, Faculty Development Programmes and Workshops of one week or more attended by Teachers (in last three years):	30% of faculty = 10 20% of faculty = 8 10% of faculty = 6 5% of faculty = 4	10	10	
4.	Projects/Patents/Fellowships/Associateships: - i. Major - ii. Minor - iii. Patents - iv. Fellowships - v. Associateships	10 8 10 5 3	10	0	
5.	No. of Paper Presented in Conferences/Seminars/Symposia (in last three years): - i. International - ii. National/Regional/State level	i. 2 points per paper presented ii. 1 point per paper presented	8	i. 6 ii. 2  Total 8	
6.	Seminars, Workshops, Conferences, and Trainings organised by the Institution: - International Level - National Level - State Level	6 4 3	6	0	
7.	No. of Paper Published: - i. UGC Care List Journals - ii. Non-UGC Care List Journals - iii. Citations	i. 5 points per paper ii. 2 points per paper iii. 1 point per 20 citations	20	5	
8.	Teachers' Special Innovative Ideas (Brief description thereof):	5	5	0	
9.	No. of Books Published / Chapter in Books	5 points per book and 2 points per chapter	10	2	
10.	Teachers Academic and Extension Activities: - i. Resource person - ii. Member of Board of Studies/Subject experts, etc. - iii. Popular articles	2 points each activity 4 points each activity 2 points each activity	10	2	
11.	Awards by Recognised & Reputed Organisations: - i. International - ii. National - iii. State	8 6 4	8	0	






### 7. Miscellaneous (Score 120)

1.	<b>Any Other Important Information or Initiative not Covered Above</b> (e.g., Institution Incubation Centre, R&D-cum-innovation centre, B.Voc, Self Finance courses, Add-on courses, Internship, OJT, Green audit, Academic audit, etc.)	10 Each (Max 50)	50	0	
2.	<b>Spot evaluation of institutions by the Officers from the Directorate of Higher Education/representative of the Director of Higher Education</b>	20	20	0	
3.	<b>AG Audit Paras settled up to date:</b>	Yes	05	0	
4.	<b>Local Audit Paras settled up to date:</b>	Yes	05	0	
5.	<b>Timeline adhered to in filing reply of court cases/RTI Applications/Public grievances received through Mukhyamantri Seva Sankalp 1100 and Centralised Public Grievance Redress and Monitoring System (CPGRAMS):</b>	Yes	10	0	
6.	<b>Invited speakers on various themes relevant to holistic development of students:</b>	Yes	10	10	
7.	<b>Skill Development Training (at least 20% students benefited):</b>	Yes	20	0	

### SUMMARY OF SCORES:


S. No.	Criteria	Total Score	Claimed Score
1.	Teaching Learning	140	96
2.	Student Support, Services and Progression	280	208
3.	Infrastructure and resources	160	121
4.	Institutional Management	220	159
5.	Best Practices, Innovation and Institution Distinctiveness	80	62
6.	Faculty Profile & Research Activities	100	29
7.	Miscellaneous	120	10
	<b>Total Score</b>	<b>1100</b>	<b>685</b>

### Members:

1. Smt. Pinki Devi 
2. Sh. Dinesh Kumar 
3. Dr. Saurabh Mishra 

Place: Salooni

Dated: 12.10.2024

  
**Dr. Mohinder Kumar Slariya**  
Principal  
Govt. Degree College Salooni